


MUNICIPIO DE XOCHITEPEC
Estado Analítico de Ingresos

Emisión : 23/07/2015 Hoja : 2

DEL : 01/01/2015 AL : 31/12/2015

Rubro / Tipo / Clase	Estimado	Ampliación	Reducción	Modificado	Devengado	Recaudado	% Avance Recau.	Diferencia
SERVICIOS PUBLICOS MUNICIPALES	243,549.78	0.00	0.00	243,549.78	265,240.56	265,240.56	108.91	21,690.78
SERVICIOS DE MEDIO AMBIENTE	290,419.96	0.00	0.00	290,419.96	188,892.69	188,892.69	65.04	0.00
SERVICIOS DE OBRAS PÚBLICAS Y DESARROLLO URBANO	4,463,156.35	0.00	0.00	4,463,156.35	3,483,451.10	3,483,451.10	78.05	0.00
DERECHOS DE FRACCIONAMIENTOS, CONDOMINIOS Y CONJUNTOS URBANOS	1,404,458.58	0.00	0.00	1,404,458.58	6,303,460.71	6,303,460.71	448.82	4,899,002.13
SERVICIOS CATASTRALES	878,987.05	0.00	0.00	878,987.05	1,715,405.09	1,715,405.09	195.16	836,418.04
COLOCACIÓN DE ANUNCIOS Y PUBLICIDAD VISIBLE AL PUBLICO EN GENERAL	3,775.32	0.00	0.00	3,775.32	0.00	0.00	0.00	0.00
POR LA EXPEDICIÓN DE CONSTANCIAS, CERTIFICADOS Y CERTIFICACIONES	250,298.58	0.00	0.00	250,298.58	126,340.20	136,172.52	54.40	0.00
SERVICIOS EN MATERIA DE ACCESO A LA INFORMACIÓN PÚBLICA	2,127.91	0.00	0.00	2,127.91	0.00	0.00	0.00	0.00
SERVICIOS DE ACTOS DEL REGISTRO CIVIL	452,825.65	0.00	0.00	452,825.65	438,779.68	438,779.68	96.90	0.00
SERVICIOS EN MATERIA DE LICENCIAS DE FUNCIONAMIENTO	755,158.29	0.00	0.00	755,158.29	1,583,888.61	1,583,888.61	209.74	828,730.32
INSCRIPCIONES O REFRENDOS A PADRONES MUNICIPALES	170,473.85	0.00	0.00	170,473.85	476,997.05	476,997.05	279.81	306,523.20
Otros Derechos	0.00	0.00	0.00	0.00	102,469.56	102,469.56	0.00	102,469.56
PROTECCIÓN CIVIL	0.00	0.00	0.00	0.00	102,469.56	102,469.56	0.00	102,469.56
ARRASTRE Y CORRALÓN DE VEHÍCULOS EN MATERIA DE TRANSITO	0.00	0.00	0.00	0.00	0.00	0.00	0.00	0.00
POR LA PRESTACIÓN DEL SERVICIO DE AGUA POTABLE Y SANEAMIENTO	0.00	0.00	0.00	0.00	0.00	0.00	0.00	0.00
Productos	427,348.00	0.00	0.00	427,348.00	207,595.90	207,595.90	48.58	0.00



MUNICIPIO DE XOCHITEPEC
Estado Analítico de Ingresos

Emisión : 23/07/2015 Hoja : 3

DEL : 01/01/2015 AL : 31/12/2015

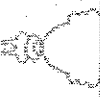
Rubro / Tipo / Clase	Estimado	Ampliación	Reducción	Modificado	Devengado	Recaudado	% Avance Recau.	Diferencia
Productos de tipo corriente	27,348.00	0.00	0.00	27,348.00	125,991.11	125,991.11	460.70	98,643.11
PRODUCTOS VARIOS	27,348.00	0.00	0.00	27,348.00	125,991.11	125,991.11	460.70	98,643.11
Productos de capital	400,000.00	0.00	0.00	400,000.00	81,604.79	81,604.79	20.40	0.00
RENDIMIENTOS	400,000.00	0.00	0.00	400,000.00	81,604.79	81,604.79	20.40	0.00
Aprovechamientos	2,063,140.55	0.00	0.00	2,063,140.55	1,515,310.98	1,515,310.98	73.45	0.00
Aprovechamientos de tipo corriente	2,000,000.00	0.00	0.00	2,000,000.00	1,515,310.98	1,515,310.98	75.77	0.00
RECARGOS DE IMPUESTO PREDIAL	889,656.39	0.00	0.00	889,656.39	763,287.29	763,287.29	85.80	0.00
RECARGOS DE ISABIS	270,594.08	0.00	0.00	270,594.08	108,964.27	108,964.27	40.27	0.00
RECARGOS POR CONVENIOS	18,599.56	0.00	0.00	18,599.56	6,388.25	6,388.25	34.35	0.00
SANCIONES	656,258.76	0.00	0.00	656,258.76	517,707.37	517,707.37	78.89	0.00
OTROS APROVECHAMIENTOS	2,099.91	0.00	0.00	2,099.91	0.00	0.00	0.00	0.00
MULTAS	162,791.30	0.00	0.00	162,791.30	118,963.80	118,963.80	73.08	0.00
Aprovechamientos de Capital	63,140.55	0.00	0.00	63,140.55	0.00	0.00	0.00	0.00
LOS DERIVADOS DE RECURSOS TRANSFERIDOS AL MUNICIPIO	63,140.55	0.00	0.00	63,140.55	0.00	0.00	0.00	0.00
Participaciones y Aportaciones	139,461,454.40	5,640,972.40	0.00	145,102,426.80	73,297,871.21	73,647,704.21	50.76	0.00
Participaciones	68,417,000.01	0.00	0.00	68,417,000.01	34,799,559.00	34,799,559.00	50.86	0.00
FONDO DE FISCALIZACION	2,343,188.73	0.00	0.00	2,343,188.73	1,157,660.00	1,157,660.00	49.41	0.00
CUOTA VENTA DE GASOLINA Y DIESEL	1,939,296.99	0.00	0.00	1,939,296.99	1,050,945.00	1,050,945.00	54.19	0.00
FONDO DE COMPENSACION SOBRE AUTOMOVILES NUEVOS	157,985.76	0.00	0.00	157,985.76	71,376.00	71,376.00	45.18	0.00

MUNICIPIO DE XOCHITEPEC
Estado Analítico de Ingresos

Emisión: 23/07/2015 Hoja: 4

DEL: 01/01/2015 AL: 31/12/2015

Rubro / Tipo / Clase	Estimado	Ampliación	Reducción	Modificado	Devengado	Recaudado	% Avance Recau.	Diferencia
FONDO GENERAL DE PARTICIPACIONES	46,063,419.89	0.00	0.00	46,063,419.89	23,817,258.00	23,817,258.00	51.71	0.00
FONDO DE FOMENTO MUNICIPAL	16,496,140.86	0.00	0.00	16,496,140.86	7,994,427.00	7,994,427.00	48.46	0.00
TENENCIA DE VEHICULOS	62,363.61	0.00	0.00	62,363.61	9,609.00	9,609.00	15.41	0.00
IMPUESTO ESPECIAL SOBRE PRODUCCION Y SERVICIOS	925,863.00	0.00	0.00	925,863.00	451,827.00	451,827.00	48.80	0.00
IMPUESTO SOBRE AUTOMOVILES NUEVOS	417,473.01	0.00	0.00	417,473.01	246,457.00	246,457.00	59.04	0.00
LOTERIAS Y RIFAS	11,268.16	0.00	0.00	11,268.16	0.00	0.00	0.00	0.00
Aportaciones	50,544,454.39	5,012,985.00	0.00	55,557,439.39	27,920,244.00	28,270,077.00	50.88	0.00
FONDO 3 RAMO 33	13,187,838.39	0.00	0.00	13,187,838.39	7,959,255.00	7,959,255.00	60.35	0.00
OTROS DEL FONDO 3	0.00	0.00	0.00	0.00	0.00	0.00	0.00	0.00
FONDO 4 RAMO 33	33,115,000.00	0.00	0.00	33,115,000.00	16,591,824.00	16,591,824.00	50.10	0.00
PROGRAMA 3X1 PARA MIGRANTES	0.00	0.00	0.00	0.00	0.00	0.00	0.00	0.00
FAEDE	4,241,616.00	0.00	0.00	4,241,616.00	1,749,165.00	2,098,998.00	49.49	0.00
FAEDE REFRENDO 2014	0.00	642,985.00	0.00	642,985.00	0.00	0.00	0.00	0.00
CONTINGENCIAS ECONOMICAS RAMO GRAL. 23	0.00	1,620,000.00	0.00	1,620,000.00	1,620,000.00	1,620,000.00	100.00	1,620,000.00
PROYECTO 4097 INADEM 2014	0.00	1,500,000.00	0.00	1,500,000.00	0.00	0.00	0.00	0.00
PROYECTO 4089 INADEM 2014	0.00	1,250,000.00	0.00	1,250,000.00	0.00	0.00	0.00	0.00
Convenios	20,500,000.00	627,987.40	0.00	21,127,987.40	10,578,068.21	10,578,068.21	50.07	0.00
HABITAT RAMO 15	9,000,000.00	0.00	0.00	9,000,000.00	0.00	0.00	0.00	0.00









EXERCISE 2015 - 2015

MUNICIPIO DE XOCHITEPEC
Estado Analítico de Ingresos

Emisión: 23/07/2015 Hoja: 5
 DEL: 01/01/2015 AL: 31/12/2015

Rubro / Tipo / Clase	Estimado	Ampliación	Reducción	Modificado	Devengado	Recaudado	% Avance Recau.	Diferencia
RESCATE DE ESPACIOS PÚBLICOS	1,500,000.00	0.00	0.00	1,500,000.00	0.00	0.00	0.00	0.00
FONDO DE PAVIMENTACION Y ESPACIOS DEPORTIVOS PARA MUNICIPIOS	0.00	0.00	0.00	0.00	0.00	0.00	0.00	0.00
SUBSIDIO PARA LA SEGURIDAD PUBLICA MUNICIPAL (SUBSEMUN)	10,000,000.00	0.00	0.00	10,000,000.00	10,000,000.00	10,000,000.00	100.00	0.00
PRODDER REFRENDO 2014	0.00	128,487.40	0.00	128,487.40	78,568.21	78,568.21	61.15	78,568.21
FONDO DE INFRAESTRUCTURA DEPORTIVA	0.00	499,500.00	0.00	499,500.00	499,500.00	499,500.00	100.00	499,500.00
Transferencias, Asignaciones, Subsidios y Otras Ayudas	2,000,000.00	0.00	0.00	2,000,000.00	2,143,534.95	2,143,534.95	107.18	143,534.95
Ayudas sociales	2,000,000.00	0.00	0.00	2,000,000.00	2,143,534.95	2,143,534.95	107.18	143,534.95
DONATIVOS	411,328.18	0.00	0.00	411,328.18	63,369.76	63,369.76	15.41	0.00
APORTACIONES DE PROGRAMAS SOCIALES	1,389,955.73	0.00	0.00	1,389,955.73	2,038,315.15	2,038,315.15	146.65	648,359.42
OTRAS APORTACIONES	198,716.09	0.00	0.00	198,716.09	41,850.04	41,850.04	21.06	0.00
TOTALES	209,752,954.49	5,640,972.40	0.00	215,393,926.89	126,737,970.51	127,097,635.83		

ELABORO  C. P. Daniel Alejandra Herrera Director de Contabilidad	REVISO  Lic. Miriam Valdez Gutierrez Directora de Ingresos	VALIDO  C. P. Rigoberto Trujillo Olcampo Tesorero Municipal	VO. BU.  Rocio Tapia Lopez Presidente Municipal
---	---	--	--

PRESIDENCIA MUNICIPAL