

PODER JUDICIAL DEL ESTADO DE MORELOS
ESTADO DEL EJERCICIO DEL PRESUPUESTO DE EGRESOS

Emisión : 31/10/2012 Hoja : 1

DEL : 01/09/2012 AL : 30/09/2012

Informe Agregado

Capítulo del Gasto	Aprobado	Modificado	Comprometido	Disponible	Devengado	No Devengado	Sin Devengar	Ejercido	Pagado	Deuda
SERVICIOS PERSONALES	27,873,283.00	31,744,438.00	30,309,650.84	1,434,787.16	30,309,650.84	0.00	1,434,787.16	30,232,513.17	30,232,513.17	77,137.6
REMUNERACIONES AL PERSONAL DE CARACTER PERMANENTE	18,265,217.00	18,265,217.00	18,182,870.47	82,346.53	18,182,870.47	0.00	82,346.53	18,180,997.34	18,180,997.34	1,873.1
SUELDO BASE AL PERSONAL PERMANENTE JUST. TRAD.	14,939,652.00	14,939,652.00	16,249,769.59	-1,310,117.59	16,249,769.59	0.00	-1,310,117.59	16,247,896.46	16,247,896.46	1,873.1
SUELDO BASE AL PERSONAL PERMANENTE CENDI	169,055.00	169,055.00	0.00	169,055.00	0.00	0.00	169,055.00	0.00	0.00	0.0
SUELDO BASE AL PERSONAL PERMANENTE JUST. ORAL	3,156,510.00	3,156,510.00	1,933,100.88	1,223,409.12	1,933,100.88	0.00	1,223,409.12	1,933,100.88	1,933,100.88	0.0
REMUNERACIONES AL PERSONAL DE CARACTER TRANSITORIO	40,000.00	40,000.00	0.00	40,000.00	0.00	0.00	40,000.00	0.00	0.00	0.0
Sueldos base al personal eventual	40,000.00	40,000.00	0.00	40,000.00	0.00	0.00	40,000.00	0.00	0.00	0.0
REMUNERACIONES ADICIONALES Y ESPECIALES	5,102,114.00	4,952,114.00	6,387,072.61	-1,434,958.61	6,387,072.61	0.00	-1,434,958.61	6,331,308.07	6,331,308.07	55,764.5
PRIMAS POR AÑOS DE SERVICIO TRADICIONAL	265,000.00	265,000.00	48,209.28	216,790.72	48,209.28	0.00	216,790.72	48,209.28	48,209.28	0.0
PRIMAS POR AÑOS DE SERVICIO ORAL	6,137.00	6,137.00	0.00	6,137.00	0.00	0.00	6,137.00	0.00	0.00	0.0
PRIMAS DE VACACIONES Y GRATIFICACION ANUAL TRADICIONAL	3,989,817.00	3,989,817.00	5,768,190.53	-1,778,373.53	5,768,190.53	0.00	-1,778,373.53	5,712,425.99	5,712,425.99	55,764.5
PRIMAS DE VACACIONES Y GRATIFICACION ANUAL ORAL	805,331.00	805,331.00	570,672.80	234,658.20	570,672.80	0.00	234,658.20	570,672.80	570,672.80	0.0
HORAS EXTRAORDINARIAS TRADICIONAL	35,829.00	-114,171.00	0.00	-114,171.00	0.00	0.00	-114,171.00	0.00	0.00	0.0
SEGURIDAD SOCIAL	2,190,011.00	6,131,166.00	4,685,553.34	1,445,612.66	4,685,553.34	0.00	1,445,612.66	4,685,553.34	4,685,553.34	0.0
INSTITUTO MEXICANO DEL SEGURO SOCIAL TRADICIONAL	2,000,000.00	5,000,000.00	4,101,361.67	898,638.33	4,101,361.67	0.00	898,638.33	4,101,361.67	4,101,361.67	0.0
INSTITUTO MEXICANO DEL SEGURO SOCIAL ORAL	185,011.00	1,126,166.00	465,610.30	660,555.70	465,610.30	0.00	660,555.70	465,610.30	465,610.30	0.0
APORTACIONES AL SAR ORAL	5,000.00	5,000.00	0.00	5,000.00	0.00	0.00	5,000.00	0.00	0.00	0.0
SEGURO DE VIDA COLECTIVO TRADICIONAL	0.00	0.00	118,581.37	-118,581.37	118,581.37	0.00	-118,581.37	118,581.37	118,581.37	0.0
OTRAS PRESTACIONES SOCIALES Y ECONOMICAS	793,096.00	873,096.00	392,057.33	481,038.67	392,057.33	0.00	481,038.67	372,557.33	372,557.33	19,500.0
INDEMNIZACIONES TRADICIONAL	67,140.00	67,140.00	0.00	67,140.00	0.00	0.00	67,140.00	0.00	0.00	0.0
INDEMNIZACIONES ORAL	10,926.00	10,926.00	0.00	10,926.00	0.00	0.00	10,926.00	0.00	0.00	0.0
AYUDA GASTOS EXTRAORDINARIOS	4,451.00	4,451.00	71,652.42	-67,201.42	71,652.42	0.00	-67,201.42	71,652.42	71,652.42	0.0
AYUDA PARA ALIMENTACION Y HABITACION	7,790.00	7,790.00	125,395.90	-117,605.90	125,395.90	0.00	-117,605.90	125,395.90	125,395.90	0.0
AYUDA PARA TRANSPORTE	5,564.00	5,564.00	89,577.95	-84,013.95	89,577.95	0.00	-84,013.95	89,577.95	89,577.95	0.0

PODER JUDICIAL DEL ESTADO DE MORELOS
ESTADO DEL EJERCICIO DEL PRESUPUESTO DE EGRESOS

Emisión : 31/10/2012 Hoja : 2

DEL : 01/09/2012 AL : 30/09/2012

Informe Agregado

Capítulo del Gasto	Aprobado	Modificado	Comprometido	Disponible	Devengado	No Devengado	Sin Devengar	Ejercido	Pagado	Deuda
AYUDA PARA LENTES	1,300.00	1,300.00	26,130.00	-24,830.00	26,130.00	0.00	-24,830.00	26,130.00	26,130.00	0.00
AYUDA DE GASTOS FUNERARIOS	3,000.00	83,000.00	18,123.00	64,877.00	18,123.00	0.00	64,877.00	18,123.00	18,123.00	0.00
AYUDA VIVIENDA I Y II	16,363.00	16,363.00	-208.25	16,571.25	-208.25	0.00	16,571.25	-208.25	-208.25	0.00
APOYOS AL SINDICATO	35,500.00	35,500.00	19,500.00	16,000.00	19,500.00	0.00	16,000.00	0.00	0.00	19,500.00
AYUDA GASTOS EXTRAORDINARIOS ORAL	78,041.00	78,041.00	4,408.32	73,632.68	4,408.32	0.00	73,632.68	4,408.32	4,408.32	0.00
AYUDA PARA ALIMENTACION Y HABITACION ORAL	136,578.00	136,578.00	7,714.82	128,863.18	7,714.82	0.00	128,863.18	7,714.82	7,714.82	0.00
AYUDA PARA TRANSPORTE ORAL	97,553.00	97,553.00	5,511.17	92,041.83	5,511.17	0.00	92,041.83	5,511.17	5,511.17	0.00
AYUDA PARA LENTES ORAL	7,500.00	7,500.00	0.00	7,500.00	0.00	0.00	7,500.00	0.00	0.00	0.00
AYUDA DE GASTOS FUNERARIOS ORAL	15,000.00	15,000.00	252.00	14,748.00	252.00	0.00	14,748.00	252.00	252.00	0.00
AYUDA DE VIVIENDA I Y II ORAL	273,390.00	273,390.00	0.00	273,390.00	0.00	0.00	273,390.00	0.00	0.00	0.00
AYUDA DE TRANSPORTE FUNCIONARIOS TRADICIONAL	9,000.00	9,000.00	24,000.00	-15,000.00	24,000.00	0.00	-15,000.00	24,000.00	24,000.00	0.00
AYUDA DE TRANSPORTE FUNCIONARIOS ORAL	24,000.00	24,000.00	0.00	24,000.00	0.00	0.00	24,000.00	0.00	0.00	0.00
PREVISIONES	297,653.00	297,653.00	0.00	297,653.00	0.00	0.00	297,653.00	0.00	0.00	0.00
PREVISION LABORAL, ECONOM. Y SEG.SOC.ORAL	297,653.00	297,653.00	0.00	297,653.00	0.00	0.00	297,653.00	0.00	0.00	0.00
PAGO DE ESTIMULOS A SERVIDORES PUBLICOS	287,430.00	287,430.00	107,483.44	179,946.56	107,483.44	0.00	179,946.56	107,483.44	107,483.44	0.00
ESTIMULOS TRADICIONAL	271,920.00	271,920.00	103,283.44	168,636.56	103,283.44	0.00	168,636.56	103,283.44	103,283.44	0.00
ESTIMULOS ORAL	15,510.00	15,510.00	4,200.00	11,310.00	4,200.00	0.00	11,310.00	4,200.00	4,200.00	0.00
IMPUESTO SOBRE NOMINAS Y OTROS QUE SE DERIVEN DE UNA RELACION LABORAL	897,762.00	897,762.00	554,613.65	343,148.35	554,613.65	0.00	343,148.35	554,613.65	554,613.65	0.00
IMPUESTO SOBRE NOMINA TRADICIONAL	407,410.00	407,410.00	332,396.35	75,013.65	332,396.35	0.00	75,013.65	332,396.35	332,396.35	0.00
IMPUESTO SOBRE NOMINA ORAL	74,330.00	74,330.00	39,191.15	35,138.85	39,191.15	0.00	35,138.85	39,191.15	39,191.15	0.00
INSTITUTO DE CREDITO TRADICIONAL	226,631.00	226,631.00	170,998.75	55,632.25	170,998.75	0.00	55,632.25	170,998.75	170,998.75	0.00
INSTITUTO DE CREDITO ORAL	189,391.00	189,391.00	12,027.40	177,363.60	12,027.40	0.00	177,363.60	12,027.40	12,027.40	0.00
MATERIALES Y SUMINISTROS	796,055.00	-683,945.00	620,557.66	-1,304,502.66	615,896.05	4,661.61	-1,299,841.05	578,988.46	578,988.46	36,907.60
MATERIALES DE ADMINISTRACION, EMISION DE DOCUMENTOS Y ARTICULOS OFICIALES	597,395.00	-402,605.00	527,558.22	-930,163.22	522,896.61	4,661.61	-925,501.61	400,985.77	400,985.77	121,910.60
Materiales, útiles y equipos menores de oficina	231,330.00	231,330.00	33,238.70	198,091.30	33,238.70	0.00	198,091.30	33,997.50	33,997.50	-758.60
Materiales y útiles de impresión y reproducción	11,345.00	11,345.00	18,500.27	-7,155.27	18,500.27	0.00	-7,155.27	18,500.27	18,500.27	0.00

PODER JUDICIAL DEL ESTADO DE MORELOS
ESTADO DEL EJERCICIO DEL PRESUPUESTO DE EGRESOS

Emisión : 31/10/2012 Hoja : 3

DEL : 01/09/2012 AL : 30/09/2012

Informe Agregado

Capítulo del Gasto	Aprobado	Modificado	Comprometido	Disponible	Devengado	No Devengado	Sin Devengar	Ejercido	Pagado	Deuda
Materiales, útiles y equipos menores de tecnologías de la información y comunica	293,500.00	-706,500.00	357,481.83	-1,063,981.83	352,820.22	4,661.61	-1,059,320.22	230,289.21	230,289.21	122,531.00
Material impreso e información digital	12,675.00	12,675.00	14,750.00	-2,075.00	14,750.00	0.00	-2,075.00	14,750.00	14,750.00	0.00
Material de limpieza	48,545.00	48,545.00	103,587.42	-55,042.42	103,587.42	0.00	-55,042.42	103,448.79	103,448.79	138.60
ALIMENTOS Y UTENSILIOS	36,205.00	-43,795.00	50,688.18	-94,483.18	50,688.18	0.00	-94,483.18	47,532.17	47,532.17	3,156.00
Productos alimenticios para personas	36,205.00	-43,795.00	50,688.18	-94,483.18	50,688.18	0.00	-94,483.18	47,532.17	47,532.17	3,156.00
MATERIALES Y ARTICULOS DE CONSTRUCCION Y DE REPARACION	650.00	650.00	23,625.38	-22,975.38	23,625.38	0.00	-22,975.38	12,314.56	12,314.56	11,310.60
MATERIAL ELECTRICO Y ELECTRONICO	650.00	650.00	1,254.48	-604.48	1,254.48	0.00	-604.48	215.00	215.00	1,039.40
Otros materiales y artículos de construcción y reparación	0.00	0.00	22,370.90	-22,370.90	22,370.90	0.00	-22,370.90	12,099.56	12,099.56	10,271.20
PRODUCTOS QUIMICOS, FARMACEUTICOS Y DE LABORATORIO	0.00	0.00	93.50	-93.50	93.50	0.00	-93.50	93.50	93.50	0.00
Medicinas y productos farmacéuticos	0.00	0.00	93.50	-93.50	93.50	0.00	-93.50	93.50	93.50	0.00
COMBUSTIBLES, LUBRICANTES Y ADITIVOS	116,185.00	116,185.00	18,592.38	97,592.62	18,592.38	0.00	97,592.62	118,062.46	118,062.46	-99,470.00
Combustibles, lubricantes y aditivos	116,185.00	116,185.00	18,592.38	97,592.62	18,592.38	0.00	97,592.62	118,062.46	118,062.46	-99,470.00
VESTUARIO, BLANCOS, PRENDAS DE PROTECCION Y ARTICULOS DEPORTIVOS	45,620.00	-354,380.00	0.00	-354,380.00	0.00	0.00	-354,380.00	0.00	0.00	0.00
Vestuario y uniformes	45,620.00	-354,380.00	0.00	-354,380.00	0.00	0.00	-354,380.00	0.00	0.00	0.00
SERVICIOS GENERALES	1,047,052.00	267,052.00	2,223,276.55	-1,956,224.55	2,213,197.75	10,078.80	-1,946,145.75	1,231,326.42	1,231,326.42	981,871.50
SERVICIOS BASICOS	464,510.00	464,510.00	709,121.14	-244,611.14	709,121.14	0.00	-244,611.14	708,331.82	708,331.82	789.50
Energía eléctrica	205,100.00	205,100.00	399,102.00	-194,002.00	399,102.00	0.00	-194,002.00	399,102.00	399,102.00	0.00
Agua	22,900.00	22,900.00	35,536.19	-12,636.19	35,536.19	0.00	-12,636.19	34,755.19	34,755.19	781.00
Telefonía tradicional	182,600.00	182,600.00	204,798.52	-22,198.52	204,798.52	0.00	-22,198.52	204,798.52	204,798.52	0.00
Telefonía celular	41,710.00	41,710.00	53,618.00	-11,908.00	53,618.00	0.00	-11,908.00	53,347.00	53,347.00	271.00
Servicios Postales y Telegraficos	12,200.00	12,200.00	16,066.43	-3,866.43	16,066.43	0.00	-3,866.43	16,329.11	16,329.11	-262.60
SERVICIOS DE ARRENDAMIENTO	70,000.00	70,000.00	1,020,240.40	-950,240.40	1,020,240.40	0.00	-950,240.40	41,520.49	41,520.49	978,719.50
Arrendamiento de edificios	70,000.00	70,000.00	47,344.14	22,655.86	47,344.14	0.00	22,655.86	41,520.49	41,520.49	5,823.60
Arrendamiento financiero	0.00	0.00	972,896.26	-972,896.26	972,896.26	0.00	-972,896.26	0.00	0.00	972,896.20
SERVICIOS PROFESIONALES, CIENTIFICOS, TECNICOS Y OTROS SERVICIOS	51,750.00	-298,250.00	152,617.86	-450,867.86	152,617.86	0.00	-450,867.86	153,084.86	153,084.86	-467.00
Servicios legales, de contabilidad, auditoría y relacionados	0.00	0.00	58,232.00	-58,232.00	58,232.00	0.00	-58,232.00	58,232.00	58,232.00	0.00
Servicios de capacitación	51,750.00	-298,500.00	0.00	-298,500.00	0.00	0.00	-298,500.00	0.00	0.00	0.00

PODER JUDICIAL DEL ESTADO DE MORELOS
ESTADO DEL EJERCICIO DEL PRESUPUESTO DE EGRESOS

Emisión : 31/10/2012 Hoja : 4

DEL : 01/09/2012 AL : 30/09/2012

Informe Agregado

Capitulo del Gasto	Aprobado	Modificado	Comprometido	Disponible	Devengado	No Devengado	Sin Davengar	Ejercido	Pagado	Deuda
Servicios de apoyo administrativo, fotocopiado e impresión	250.00	250.00	94,385.86	-94,135.86	94,385.86	0.00	-94,135.86	94,852.86	94,852.86	-467.00
SERVICIOS FINANCIEROS, BANCARIOS Y COMERCIALES	33,200.00	33,200.00	826.24	32,373.76	826.24	0.00	32,373.76	826.24	826.24	0.00
Servicios financieros y bancarios	1,200.00	1,200.00	826.24	373.76	826.24	0.00	373.76	826.24	826.24	0.00
Seguros de responsabilidad patrimonial y fianzas	32,000.00	32,000.00	0.00	32,000.00	0.00	0.00	32,000.00	0.00	0.00	0.00
SERVICIOS DE INSTALACION, REPARACION, MANTENIMIENTO Y CONSERVACION	300,747.00	270,747.00	303,639.31	-32,892.31	294,961.51	8,677.80	-24,214.51	289,954.01	289,954.01	5,007.50
Conservación y mantenimiento menor de inmuebles	146,422.00	146,422.00	119,570.58	26,851.42	119,570.58	0.00	26,851.42	119,904.54	119,904.54	-333.96
Instalación, reparación y mantenimiento de mobiliario y equipo de administración	32,800.00	32,800.00	5,237.40	27,562.60	5,237.40	0.00	27,562.60	5,416.39	5,416.39	-178.99
Instalación, reparación y mantenimiento de equipo de cómputo y tecnologías de la	32,500.00	32,500.00	0.00	32,500.00	0.00	0.00	32,500.00	0.00	0.00	0.00
Reparación y mantenimiento de equipo de transporte	48,375.00	48,375.00	161,025.33	-112,650.33	152,347.53	8,677.80	-103,972.53	137,513.39	137,513.39	14,834.10
Instalación, reparación y mantenimiento de maquinaria, otros equipos y herramien	37,570.00	7,570.00	17,806.00	-10,236.00	17,806.00	0.00	-10,236.00	27,119.69	27,119.69	-9,313.69
Servicios de jardinería y fumigación	3,080.00	3,080.00	0.00	3,080.00	0.00	0.00	3,080.00	0.00	0.00	0.00
SERVICIOS DE COMUNICACION SOCIAL Y PUBLICIDAD	47,600.00	-352,400.00	0.00	-352,400.00	0.00	0.00	-352,400.00	0.00	0.00	0.00
Servicios de revelado de fotografías	150.00	150.00	0.00	150.00	0.00	0.00	150.00	0.00	0.00	0.00
Otros servicios de información	47,450.00	-352,550.00	0.00	-352,550.00	0.00	0.00	-352,550.00	0.00	0.00	0.00
SERVICIOS DE TRASLADO Y VIATICOS	45,745.00	45,745.00	31,179.00	14,566.00	31,136.00	43.00	14,609.00	34,821.00	34,821.00	-3,685.00
Pasajes terrestres	45,745.00	45,745.00	31,179.00	14,566.00	31,136.00	43.00	14,609.00	34,821.00	34,821.00	-3,685.00
SERVICIOS OFICIALES	25,000.00	25,000.00	4,294.60	20,705.40	4,294.60	0.00	20,705.40	2,317.00	2,317.00	1,977.60
Gastos de orden social y cultural	5,000.00	5,000.00	2,775.60	2,224.40	2,775.60	0.00	2,224.40	798.00	798.00	1,977.60
Gastos de representación	20,000.00	20,000.00	1,519.00	18,481.00	1,519.00	0.00	18,481.00	1,519.00	1,519.00	0.00
OTROS SERVICIOS GENERALES	8,500.00	8,500.00	1,358.00	7,142.00	0.00	1,358.00	8,500.00	471.00	471.00	-471.00
Impuestos y derechos	8,500.00	8,500.00	1,358.00	7,142.00	0.00	1,358.00	8,500.00	471.00	471.00	-471.00
TRANSFERENCIAS, ASIGNACIONES, SUBSIDIOS Y OTRAS AYUDAS	4,561,042.09	4,561,042.09	3,597,759.85	963,282.24	3,597,759.85	0.00	963,282.24	3,512,064.79	3,512,064.79	85,695.00
PENSIONES Y JUBILACIONES	4,561,042.09	4,561,042.09	3,597,759.85	963,282.24	3,597,759.85	0.00	963,282.24	3,512,064.79	3,512,064.79	85,695.00
Pensiones	12,500.00	12,500.00	85,695.06	-73,195.06	85,695.06	0.00	-73,195.06	0.00	0.00	85,695.00
Jubilaciones	4,548,542.09	4,548,542.09	3,512,064.79	1,036,477.30	3,512,064.79	0.00	1,036,477.30	3,512,064.79	3,512,064.79	0.00


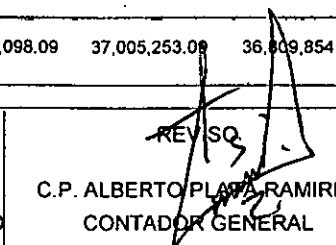

PODER JUDICIAL DEL ESTADO DE MORELOS
ESTADO DEL EJERCICIO DEL PRESUPUESTO DE EGRESOS

Emisión : 31/10/2012 Hoja : 5

DEL : 01/09/2012 AL : 30/09/2012

Informe Agregado

Capítulo del Gasto	Aprobado	Modificado	Comprometido	Disponible	Devengado	No Devengado	Sin Devengar	Ejercido	Pagado	Deuda
BIENES MUEBLES, INMUEBLES E INTANGIBLES	1,116,666.00	1,116,666.00	58,609.56	1,058,056.44	58,609.56	0.00	1,058,056.44	59,410.16	59,410.16	-800.00
MOBILIARIO Y EQUIPO DE ADMINISTRACION	1,116,666.00	1,116,666.00	58,609.56	1,058,056.44	58,609.56	0.00	1,058,056.44	59,410.16	59,410.16	-800.00
Muebles de oficina y estantería	0.00	0.00	23,519.56	-23,519.56	23,519.56	0.00	-23,519.56	24,320.16	24,320.16	-800.00
Equipo de cómputo y de tecnología de la información	1,116,666.00	1,116,666.00	35,090.00	1,081,576.00	35,090.00	0.00	1,081,576.00	35,090.00	35,090.00	0.00
TOTALES GLOBALES	35,394,098.09	37,005,253.09	36,809,854.46	195,398.63	38,795,114.05	14,740.41	210,139.04	35,614,303.00	35,614,303.00	1,180,811.00

 ELABORA C.P. OLGA P. BRUNO SALGADO ENCARGADA DE DEPARTAMENTO	 REVISÓ C.P. ALBERTO PLAVA RAMIREZ CONTADOR GENERAL	 VALIDÓ C.P. MIGUEL ALVAREZ MERAZ DIRECTOR GENERAL	Vo. Bo.
---	--	--	---------