

PODER JUDICIAL DEL ESTADO DE MORELOS
ESTADO DEL EJERCICIO DEL PRESUPUESTO DE EGRESOS

Emisión : 31/01/2013 Hoja : 2

DEL : 01/01/2012 AL : 31/12/2012

Informe Agregado

Capítulo del Gasto	Aprobado	Modificado	Comprometido	Disponible	Devengado	No Devengado	Sin Devengar	Ejercido	Pagado	Deuda
INDEMNIZACIONES ORAL	538,139.00	0.00	0.00	0.00	0.00	0.00	0.00	0.00	0.00	0.00
AYUDA GASTOS EXTRAORDINARIOS	53,412.00	936,492.00	857,122.63	79,369.37	857,122.63	0.00	79,369.37	857,122.63	857,122.63	0.00
AYUDA PARA ALIMENTACION Y HABITACION	93,480.00	1,638,936.00	1,500,315.65	138,620.35	1,500,315.65	0.00	138,620.35	1,500,315.65	1,500,315.65	0.00
AYUDA PARA TRANSPORTE	66,768.00	1,170,636.00	1,155,552.22	15,083.78	1,155,552.22	0.00	15,083.78	1,155,552.22	1,155,552.22	0.00
AYUDA PARA LENTES	15,600.00	197,872.98	196,773.78	1,099.20	196,773.78	0.00	1,099.20	196,773.78	196,773.78	0.00
AYUDA DE GASTOS FUNERARIOS	36,000.00	260,000.00	245,933.04	14,066.96	245,933.04	0.00	14,066.96	245,933.04	245,933.04	0.00
AYUDA VIVIENDA I Y II	196,356.00	191.11	191.11	0.00	191.11	0.00	0.00	191.11	191.11	0.00
APOYOS AL SINDICATO	426,000.00	649,049.00	551,049.00	98,000.00	551,049.00	0.00	98,000.00	326,150.00	326,150.00	224,899.00
AYUDA GASTOS EXTRAORDINARIOS ORAL	936,492.00	47,558.77	47,558.77	0.00	47,558.77	0.00	0.00	47,558.77	47,558.77	0.00
AYUDA PARA ALIMENTACION Y HABITACION ORAL	1,638,936.00	83,230.60	83,230.60	0.00	83,230.60	0.00	0.00	83,230.60	83,230.60	0.00
AYUDA PARA TRANSPORTE ORAL	1,170,636.00	59,456.68	59,456.68	0.00	59,456.68	0.00	0.00	59,456.68	59,456.68	0.00
AYUDA PARA LENTES ORAL	90,000.00	2,999.98	2,999.98	0.00	2,999.98	0.00	0.00	2,999.98	2,999.98	0.00
AYUDA DE GASTOS FUNERARIOS ORAL	180,000.00	10,727.04	10,647.04	80.00	10,647.04	0.00	80.00	10,647.04	10,647.04	0.00
AYUDA DE DESPENSA SINDICATO ORAL	110,000.00	0.00	0.00	0.00	0.00	0.00	0.00	0.00	0.00	0.00
AYUDA DE VIVIENDA I Y II ORAL	3,280,680.00	196,356.00	0.00	196,356.00	0.00	0.00	196,356.00	0.00	0.00	0.00
AYUDA DE TRANSPORTE FUNCIONARIOS TRADICIONAL	108,000.00	228,000.00	204,000.00	24,000.00	204,000.00	0.00	24,000.00	204,000.00	204,000.00	0.00
AYUDA DE TRANSPORTE FUNCIONARIOS ORAL	288,000.00	108,000.00	0.00	108,000.00	0.00	0.00	108,000.00	0.00	0.00	0.00
PREVISIONES	3,941,155.00	0.00	0.00	0.00	0.00	0.00	0.00	0.00	0.00	0.00
PREVISION LABORAL, ECONOM. Y SEG.SOC.ORAL	3,941,155.00	0.00	0.00	0.00	0.00	0.00	0.00	0.00	0.00	0.00
PAGO DE ESTIMULOS A SERVIDORES PUBLICOS	4,565,435.00	2,815,435.00	2,523,037.38	292,397.62	2,523,037.38	0.00	292,397.62	2,523,037.38	2,523,037.38	0.00
ESTIMULOS TRADICIONAL	4,301,765.00	2,551,765.00	2,444,461.38	107,303.62	2,444,461.38	0.00	107,303.62	2,444,461.38	2,444,461.38	0.00
ESTIMULOS ORAL	263,670.00	263,670.00	78,576.00	185,094.00	78,576.00	0.00	185,094.00	78,576.00	78,576.00	0.00
IMPUESTO SOBRE NOMINAS Y OTROS QUE SE DERIVEN DE UNA RELACION LABORAL	10,926,179.00	9,406,179.00	7,581,683.21	1,824,495.79	7,581,683.21	0.00	1,824,495.79	6,514,636.64	6,514,636.64	1,067,046.64
IMPUESTO SOBRE NOMINA TRADICIONAL	5,018,289.00	5,018,289.00	4,926,484.56	91,804.44	4,926,484.56	0.00	91,804.44	4,022,801.79	4,022,801.79	903,682.71
IMPUESTO SOBRE NOMINA ORAL	915,626.00	915,626.00	574,044.44	341,581.56	574,044.44	0.00	341,581.56	448,061.30	448,061.30	125,983.10
INSTITUTO DE CREDITO TRADICIONAL	2,719,572.00	2,199,572.00	1,946,961.33	252,610.67	1,946,961.33	0.00	252,610.67	1,926,974.13	1,926,974.13	19,987.20
INSTITUTO DE CREDITO ORAL	2,272,692.00	1,272,692.00	134,192.88	1,138,499.12	134,192.88	0.00	1,138,499.12	116,799.42	116,799.42	17,393.40

PODER JUDICIAL DEL ESTADO DE MORELOS
ESTADO DEL EJERCICIO DEL PRESUPUESTO DE EGRESOS

Emisión : 31/01/2013 Hoja : 3

DEL : 01/01/2012 AL : 31/12/2012

Informe Agregado

Capítulo del Gasto	Aprobado	Modificado	Comprometido	Disponible	Devengado	No Devengado	Sin Devengar	Ejercido	Pagado	Deuda
MATERIALES Y SUMINISTROS	10,116,640.00	9,235,095.73	8,917,381.19	317,714.54	8,908,857.75	8,523.44	326,237.98	8,686,092.09	8,686,092.09	222,765.6
MATERIALES DE ADMINISTRACION, EMISION DE DOCUMENTOS Y ARTICULOS OFICIALES	7,732,740.00	6,445,802.91	6,224,638.57	221,164.34	6,219,503.16	5,135.41	226,299.75	6,022,311.91	6,022,311.91	197,191.2
Materiales, útiles y equipos menores de oficina	3,339,960.00	3,205,586.21	3,202,064.60	3,521.61	3,200,402.84	1,661.76	5,183.37	3,088,832.65	3,088,832.65	111,570.1
Materiales y útiles de impresión y reproducción	136,140.00	211,576.70	208,600.44	2,976.26	205,316.39	3,284.05	6,260.31	120,617.13	120,617.13	84,699.2
Materiales, útiles y equipos menores de tecnologías de la información y comunica	3,522,000.00	2,212,000.00	2,072,972.78	139,027.22	2,072,972.78	0.00	139,027.22	2,072,972.78	2,072,972.78	0.0
Material impreso e información digital	152,100.00	102,100.00	79,601.83	22,498.17	79,412.23	189.60	22,687.77	79,412.23	79,412.23	0.0
Material de limpieza	582,540.00	714,540.00	661,398.92	53,141.08	661,398.92	0.00	53,141.08	660,477.12	660,477.12	921.8
Materiales y útiles de enseñanza	0.00	0.00	0.00	0.00	0.00	0.00	0.00	0.00	0.00	0.0
ALIMENTOS Y UTENSILIOS	434,440.00	609,635.60	600,728.96	8,906.64	600,728.96	0.00	8,906.64	579,600.83	579,600.83	21,128.1
Productos alimenticios para personas	434,440.00	609,635.60	600,728.96	8,906.64	600,728.96	0.00	8,906.64	579,600.83	579,600.83	21,128.1
MATERIALES Y ARTICULOS DE CONSTRUCCION Y DE REPARACION	7,800.00	368,935.58	362,685.08	6,250.50	362,490.05	195.03	6,445.53	358,043.77	358,043.77	4,446.2
MATERIAL ELECTRICO Y ELECTRONICO	7,800.00	7,800.00	4,538.72	3,261.28	4,343.69	195.03	3,456.31	4,343.69	4,343.69	0.0
Otros materiales y artículos de construcción y reparación	0.00	361,135.58	358,146.36	2,989.22	358,146.36	0.00	2,989.22	353,700.08	353,700.08	4,446.2
PRODUCTOS QUÍMICOS, FARMACEUTICOS Y DE LABORATORIO	0.00	1,388.95	1,388.95	0.00	1,388.95	0.00	0.00	1,388.95	1,388.95	0.0
Medicinas y productos farmacéuticos	0.00	1,388.95	1,388.95	0.00	1,388.95	0.00	0.00	1,388.95	1,388.95	0.0
COMBUSTIBLES, LUBRICANTES Y ADITIVOS	1,394,220.00	1,769,021.36	1,687,628.30	81,393.06	1,684,435.30	3,193.00	84,586.06	1,684,435.30	1,684,435.30	0.0
Combustibles, lubricantes y aditivos	1,394,220.00	1,769,021.36	1,687,628.30	81,393.06	1,684,435.30	3,193.00	84,586.06	1,684,435.30	1,684,435.30	0.0
VESTUARIO, BLANCOS, PRENDAS DE PROTECCION Y ARTICULOS DEPORTIVOS	547,440.00	40,311.33	40,311.33	0.00	40,311.33	0.00	0.00	40,311.33	40,311.33	0.0
Vestuario y uniformes	547,440.00	40,311.33	40,311.33	0.00	40,311.33	0.00	0.00	40,311.33	40,311.33	0.0
SERVICIOS GENERALES	12,584,624.00	32,553,014.49	32,203,234.91	349,779.58	32,191,506.14	11,728.77	361,508.35	21,038,106.29	21,038,106.29	11,153,399.6
SERVICIOS BASICOS	5,574,120.00	8,635,467.24	8,410,823.82	224,643.42	8,401,055.33	9,768.49	234,411.91	8,237,100.16	8,237,100.16	163,955.1
Energía eléctrica	2,461,200.00	4,841,400.56	4,695,483.17	145,917.39	4,695,483.17	0.00	145,917.39	4,540,654.17	4,540,654.17	154,829.0
Agua	274,800.00	595,946.68	579,053.46	16,893.22	579,053.46	0.00	16,893.22	577,018.00	577,018.00	2,035.4
Telefonía tradicional	2,191,200.00	2,351,200.00	2,346,562.41	4,637.59	2,346,562.41	0.00	4,637.59	2,346,562.41	2,346,562.41	0.0
Telefonía celular	500,520.00	650,520.00	600,464.00	50,056.00	600,464.00	0.00	50,056.00	600,464.00	600,464.00	0.0
Servicios de telecomunicaciones y satélites	0.00	0.00	0.00	0.00	0.00	0.00	0.00	0.00	0.00	0.0
Servicios Postales y Telegraficos	146,400.00	196,400.00	189,260.78	7,139.22	179,492.29	9,768.49	16,907.71	172,401.58	172,401.58	7,090.7

PODER JUDICIAL DEL ESTADO DE MORELOS
ESTADO DEL EJERCICIO DEL PRESUPUESTO DE EGRESOS

Emisión : 31/01/2013 Hoja : 4

DEL : 01/01/2012 AL : 31/12/2012

Informe Agregado

Capítulo del Gasto	Aprobado	Modificado	Comprometido	Disponible	Devengado	No Devengado	Sin Devengar	Ejercido	Pagado	Deuda
SERVICIOS DE ARRENDAMIENTO	840,000.00	16,241,513.46	16,241,513.46	0.00	16,241,513.46	0.00	0.00	5,444,510.96	5,444,510.96	10,797,002.50
Arrendamiento de edificios	840,000.00	984,011.14	984,011.14	0.00	984,011.14	0.00	0.00	984,011.14	984,011.14	0.00
Arrendamiento financiero	0.00	15,257,502.32	15,257,502.32	0.00	15,257,502.32	0.00	0.00	4,460,499.82	4,460,499.82	10,797,002.50
SERVICIOS PROFESIONALES, CIENTIFICOS, TECNICOS Y OTROS SERVICIOS	621,000.00	2,163,728.08	2,153,343.35	10,384.73	2,149,399.35	3,944.00	14,328.73	2,074,244.39	2,074,244.39	75,154.97
Servicios legales, de contabilidad, auditoría y relacionados	0.00	408,831.86	404,887.13	3,944.73	400,943.13	3,944.00	7,888.73	339,644.17	339,644.17	61,298.96
Servicios de capacitación	618,000.00	68,000.00	61,560.00	6,440.00	61,560.00	0.00	6,440.00	47,704.00	47,704.00	13,856.00
Servicios de apoyo administrativo, fotocopiado e impresión	3,000.00	1,686,896.22	1,686,896.22	0.00	1,686,896.22	0.00	0.00	1,686,896.22	1,686,896.22	0.00
SERVICIOS FINANCIEROS, BANCARIOS Y COMERCIALES	398,400.00	329,201.97	320,194.07	9,007.90	320,194.07	0.00	9,007.90	320,194.07	320,194.07	0.00
Servicios financieros y bancarios	14,400.00	10,384.24	5,336.08	5,048.16	5,336.08	0.00	5,048.16	5,336.08	5,336.08	0.00
Seguros de responsabilidad patrimonial y fianzas	384,000.00	318,817.73	314,857.99	3,959.74	314,857.99	0.00	3,959.74	314,857.99	314,857.99	0.00
SERVICIOS DE INSTALACION, REPARACION, MANTENIMIENTO Y CONSERVACION	3,608,964.00	4,535,850.75	4,438,068.98	97,781.77	4,441,538.44	-3,469.46	94,312.31	4,340,364.98	4,340,364.98	101,173.46
Conservación y mantenimiento menor de inmuebles	1,757,064.00	2,432,415.63	2,383,778.20	48,637.43	2,387,782.26	-4,004.06	44,633.37	2,306,449.20	2,306,449.20	81,333.00
Instalación, reparación y mantenimiento de mobiliario y equipo de administración	393,600.00	410,149.64	398,917.55	11,232.09	398,917.55	0.00	11,232.09	400,657.55	400,657.55	-1,740.00
Instalación, reparación y mantenimiento de equipo de cómputo y tecnologías de la	390,000.00	180,150.55	176,134.79	4,015.76	176,134.79	0.00	4,015.76	175,464.79	175,464.79	670.00
Reparación y mantenimiento de equipo de transporte	580,500.00	1,011,322.29	1,010,916.29	406.00	1,010,381.69	534.60	940.60	988,427.29	988,427.29	21,954.40
Instalación, reparación y mantenimiento de maquinaria, otros equipos y herramien	450,840.00	464,852.64	454,054.15	10,798.49	454,054.15	0.00	10,798.49	455,098.15	455,098.15	-1,044.00
Servicios de jardinería y fumigación	36,960.00	36,960.00	14,268.00	22,692.00	14,268.00	0.00	22,692.00	14,268.00	14,268.00	0.00
SERVICIOS DE COMUNICACION SOCIAL Y PUBLICIDAD	571,200.00	4,400.00	2,113.00	2,287.00	2,113.00	0.00	2,287.00	2,113.00	2,113.00	0.00
Servicios de revelado de fotografías	1,800.00	0.00	0.00	0.00	0.00	0.00	0.00	0.00	0.00	0.00
Otros servicios de información	569,400.00	4,400.00	2,113.00	2,287.00	2,113.00	0.00	2,287.00	2,113.00	2,113.00	0.00
SERVICIOS DE TRASLADO Y VIATICOS	548,940.00	438,200.41	432,525.65	5,674.76	432,397.91	127.74	5,802.50	419,408.15	419,408.15	12,989.70
Pasajes terrestres	548,940.00	438,200.41	432,525.65	5,674.76	432,397.91	127.74	5,802.50	419,408.15	419,408.15	12,989.70
SERVICIOS OFICIALES	300,000.00	152,662.07	152,662.07	0.00	152,662.07	0.00	0.00	149,538.07	149,538.07	3,124.00
Gastos de orden social y cultural	60,000.00	27,644.01	27,644.01	0.00	27,644.01	0.00	0.00	27,644.01	27,644.01	0.00
Gastos de representación	240,000.00	125,018.06	125,018.06	0.00	125,018.06	0.00	0.00	121,894.06	121,894.06	3,124.00




PODER JUDICIAL DEL ESTADO DE MORELOS
ESTADO DEL EJERCICIO DEL PRESUPUESTO DE EGRESOS

Emisión : 31/01/2013 Hoja : 5

DEL : 01/01/2012 AL : 31/12/2012

Informe Agregado

Capítulo del Gasto	Aprobado	Modificado	Comprometido	Disponible	Devengado	No Devengado	Sin Devengar	Ejercido	Pagado	Deuda
OTROS SERVICIOS GENERALES	102,000.00	51,990.51	51,990.51	0.00	50,632.51	1,358.00	1,358.00	50,632.51	50,632.51	0.00
Impuestos y derechos	102,000.00	51,990.51	51,990.51	0.00	50,632.51	1,358.00	1,358.00	50,632.51	50,632.51	0.00
TRANSFERENCIAS, ASIGNACIONES, SUBSIDIOS Y OTRAS AYUDAS	54,732,505.00	51,751,546.95	51,598,781.90	152,765.05	51,598,781.90	0.00	152,765.05	51,598,781.90	51,598,781.90	0.00
PENSIONES Y JUBILACIONES	54,732,505.00	51,751,546.95	51,598,781.90	152,765.05	51,598,781.90	0.00	152,765.05	51,598,781.90	51,598,781.90	0.00
Pensiones	150,000.00	190,000.00	85,695.06	104,304.94	85,695.06	0.00	104,304.94	85,695.06	85,695.06	0.00
Jubilaciones	54,582,505.00	51,561,546.95	51,513,086.84	48,460.11	51,513,086.84	0.00	48,460.11	51,513,086.84	51,513,086.84	0.00
BIENES MUEBLES, INMUEBLES E INTANGIBLES	13,400,000.00	9,538,448.77	3,957,133.58	5,581,315.19	3,957,133.58	0.00	5,581,315.19	3,942,018.07	3,942,018.07	15,115.50
MOBILIARIO Y EQUIPO DE ADMINISTRACION	13,400,000.00	9,419,448.77	3,838,133.58	5,581,315.19	3,838,133.58	0.00	5,581,315.19	3,823,018.07	3,823,018.07	15,115.50
Muebles de oficina y estantería	0.00	3,614,284.40	3,598,326.94	15,957.46	3,598,326.94	0.00	15,957.46	3,589,483.99	3,589,483.99	8,842.50
Equipo de cómputo y de tecnología de la información	13,400,000.00	5,805,164.37	239,806.64	5,565,357.73	239,806.64	0.00	5,565,357.73	233,534.08	233,534.08	6,272.50
ACTIVOS INTANGIBLES	0.00	119,000.00	119,000.00	0.00	119,000.00	0.00	0.00	119,000.00	119,000.00	0.00
Software	0.00	119,000.00	119,000.00	0.00	119,000.00	0.00	0.00	119,000.00	119,000.00	0.00
TOTALES GLOBALES	442,535,000.00	448,094,162.51	435,858,150.94	12,236,011.59	435,837,898.73	20,252.21	12,256,263.80	418,328,946.78	418,328,946.78	17,508,951.50

 ELABORÓ C.P. ELSA BERMEJO SALGADO ENCARGADA DE DEPTO.	 REVISÓ C.P. ALBERTO PLATA RAMIREZ CONTADOR GENERAL	 AUTORIZÓ C.P. MIGUEL AVILEZ MERAZ DIRECTOR GENERAL	
---	--	--	--