

**PODER JUDICIAL DEL ESTADO DE MORELOS**  
**H. TRIBUNAL SUPERIOR DE JUSTICIA**  
Analítico Mensual de Egresos Pagados al 31/dic/13 (Cuentas Acumulativas)  
(Cifras en pesos y centavos)

Tipo de Gasto:(Total)

Partida	DESCRIPCION	Presupuesto												Diferencia		
		Modificado (1)	Ene	Feb	Mar	Abr	May	Jun	Jul	Ago	Sep	Oct	Nov		Dic	Total (2)
1000	SERVICIOS PERSONALES	381,352,638.279	522,572.982	490,207.524	320,575.229	188,283.785	964,594.323	558,686.880	919,741.023	755,485.396	090,294.383	653,089.606	666,171.909	514,796.896	67,644,499.9413	708,138.33
1100	REMUNERACIONES AL PERSONA	226,306,644.667	044,677.457	400,300.487	338,040.420	959,053.988	557,289.988	530,549.089	788,433.058	847,796.868	590,786.288	664,557.0418	836,693.672	20,550.810	15225,108,988.43	1,197,656.23
1200	REMUNERACIONES AL PERSONA	430,798.07	0.00	24,086.67	36,130.00	36,130.00	36,130.00	44,506.12	39,454.30	39,437.50	36,130.00	36,130.00	36,130.00	65,996.67	430,261.26	536.81
1300	REMUNERACIONES ADICIONALE	71,924,184.20	84,071.53	250,064.35	165,755.74	268,323.32	212,980.34	182,573.95	3,468,733.54	223,490.26	114,056.82	116,223.34	71,131.01	65,529,680.63	70,687,084.83	1,237,099.37
1400	SEGURIDAD SOCIAL	43,796,916.91	0.00	2,248,969.644	247,191.472	370,141.824	581,489.542	393,894.895	184,249.742	261,077.354	888,625.342	136,867.10	5,171,873.99	2,224,466.28	37,708,847.16	6,088,069.75
1500	OTRAS PRESTACIONES SOCIALES	36,310,943.42	303,497.092	417,183.722	388,345.565	394,147.072	419,892.082	247,155.542	285,643.642	247,006.332	320,210.642	551,376.78	2,401,941.58	2,330,916.91	31,307,316.94	5,003,626.47
1700	PAGO DE ESTÍMULOS A SERVIDO	2,583,151.02	90,326.91	149,602.67	145,112.04	160,487.56	156,812.39	160,007.30	153,226.80	136,677.09	140,485.26	147,935.40	148,401.65	812,926.25	2,402,001.32	181,149.70
2000	MATERIALES Y SUMINISTROS	17,232,344.29	10,211.34	300,595.76	402,626.05	1,145,592.691	917,377.22	417,845.48	927,535.24	906,166.622	737,898.661	098,508.68	398,162.07	3,822,517.81	14,085,037.62	3,147,306.67
2100	MATERIALES DE ADMINISTRACI	11,436,455.97	0.00	18,457.27	167,767.49	745,451.63	1,530,510.47	73,278.64	305,748.04	54,301.39	2,291,272.55	599,178.98	91,037.82	3,143,929.56	9,020,933.84	2,415,522.13
2200	ALIMENTOS Y UTENSILIOS	783,896.01	5,408.84	112,296.19	47,490.21	45,031.67	121,868.03	64,399.36	55,941.70	48,254.90	64,478.16	64,258.90	52,473.51	75,901.83	757,803.30	26,092.71
2400	MATERIALES Y ARTÍCULOS DE C	1,363,388.58	267.61	32,888.71	22,681.44	72,060.49	35,453.89	43,242.62	36,688.95	113,405.70	89,956.31	85,498.48	53,017.53	324,675.56	909,837.29	453,551.29
2500	PRODUCTOS QUÍMICOS, FARMAC	13,673.25	0.00	95.50	114.50	0.00	0.00	72.52	0.00	0.00	111.50	2,919.20	1,582.05	8,245.48	13,140.75	532.50
2600	COMBUSTIBLES, LUBRICANTES Y	2,096,905.36	3,537.04	127,775.29	161,765.21	280,525.70	188,346.00	192,229.34	91,166.96	200,381.15	151,592.70	246,892.30	166,147.79	166,831.24	1,977,190.72	119,714.64
2700	VESTUARIO, BLANCOS, PRENDAS	1,146,187.66	0.00	9,082.80	2,807.20	0.00	5,663.68	25,951.52	394,441.38	478,960.62	127,156.96	72,356.19	13,426.88	10,250.77	1,140,098.00	6,089.66
2900	HERRAMIENTAS, REFACCIONES Y	391,837.46	997.85	0.00	0.00	2,523.20	35,535.15	18,671.48	43,548.21	10,862.86	13,330.48	27,404.63	20,476.49	92,683.37	266,033.72	125,803.74
3000	SERVICIOS GENERALES	33,044,070.80	651,506.39	1,710,785.961	661,090.322	1,402,503.352	343,525.371	886,376.711	820,245.141	153,186.421	733,627.611	559,167.89	1,648,513.49	5,072,229.46	23,380,505.11	9,663,565.69
3100	SERVICIOS BÁSICOS	8,580,737.62	75,006.16	561,260.00	663,950.03	811,895.22	765,434.57	922,426.24	808,571.00	395,084.20	949,128.23	602,842.69	733,414.69	608,421.07	7,897,434.10	683,303.52
3200	SERVICIOS DE ARRENDAMIENTO	3,472,276.91	0.00	238,838.95	133,727.02	338,295.42	268,739.43	241,873.07	222,131.52	225,979.59	28,102.16	371,892.38	242,748.63	349,061.25	2,661,389.42	810,887.49
3300	SERVICIOS PROFESIONALES, CIEI	1,897,096.08	232.00	82,766.00	44,309.30	158,159.16	331,562.75	245,337.72	165,598.59	110,399.52	190,302.43	154,424.82	159,318.73	134,763.27	1,777,174.29	119,921.79
3400	SERVICIOS FINANCIEROS, BANC	512,773.84	1,173.04	96,358.97	42,832.79	32,443.44	1,055.60	951.20	121,907.86	61,281.81	38,480.36	38,435.66	37,269.29	39,065.42	511,255.44	1,518.40
3500	SERVICIOS DE INSTALACIÓN, REI	9,254,388.90	2,842.00	120,878.36	145,570.22	63,393.96	340,923.74	50,972.72	229,503.63	135,833.73	281,529.12	142,181.37	253,674.52	3,701,500.86	5,468,804.23	3,785,584.67
3600	SERVICIOS DE COMUNICACIÓN S	2,238.80	0.00	0.00	2,238.80	0.00	0.00	0.00	0.00	0.00	0.00	0.00	0.00	0.00	2,238.80	0.00
3700	SERVICIOS DE TRASLADO Y VIÁI	107,642.54	203.00	6,775.00	7,387.01	7,286.00	7,414.00	6,675.00	6,511.00	5,632.00	5,766.50	3,730.00	6,003.01	8,908.02	72,290.54	35,352.00
3800	SERVICIOS OFICIALES	213,301.21	0.00	18,084.60	34,375.04	800.00	11,224.00	1,624.00	16,936.00	2,416.82	41,651.60	41,404.40	13,799.50	21,400.70	203,716.66	9,584.55
3900	OTROS SERVICIOS GENERALES	9,003,614.90	572,050.19	585,824.08	586,700.11	727,977.15	617,171.28	416,516.76	249,085.54	216,558.75	198,667.21	204,256.57	202,285.12	209,108.87	4,786,201.63	4,217,413.27
4000	TRANSFERENCIAS, ASIGNACIONES, SI	58,441,505.608	481,716.493	564,367.313	501,327.594	535,633.893	792,605.354	103,618.274	231,218.493	717,138.253	754,370.833	815,997.90	3,780,460.38	16,007,129.80	58,285,584.55	155,921.05
4400	AYUDAS SOCIALES	10,000.00	0.00	0.00	0.00	0.00	0.00	0.00	0.00	0.00	0.00	0.00	0.00	10,000.00	10,000.00	0.00
4500	PENSIONES Y JUBILACIONES	58,431,505.608	481,716.493	564,367.313	501,327.594	535,633.893	792,605.354	103,618.274	231,218.493	717,138.253	754,370.833	815,997.90	3,780,460.38	15,997,129.80	58,275,584.55	155,921.05
5000	BIENES MUEBLES, INMUEBLES E INTAI	46,942,894.88	12,598.20	33,671.72	30,650.20	239,234.92	1,669,396.73	86,560.31	207,695.94	15,115.64	403,960.37	177,159.96	341,825.32	20,211,503.86	23,429,373.17	23,513,521.71
5100	MOBILIARIO Y EQUIPO DE ADMIT	35,155,501.46	12,598.20	33,671.72	30,650.20	62,648.32	108,885.42	25,315.16	207,695.94	15,115.64	15,038.01	115,226.28	341,825.32	19,220,300.66	20,188,970.87	14,966,530.59
5200	MOBILIARIO Y EQUIPO EDUCACI	49,969.27	0.00	0.00	0.00	6,218.76	0.00	11,133.15	0.00	0.00	23,122.36	572.00	0.00	8,923.00	49,969.27	0.00
5400	VEHÍCULOS Y EQUIPO DE TRANS	2,499,770.00	0.00	0.00	0.00	0.00	1,558,570.00	0.00	0.00	0.00	0.00	0.00	0.00	941,200.00	2,499,770.00	0.00
5600	MAQUINARIA, OTROS EQUIPOS Y	2,622,542.15	0.00	0.00	0.00	155,367.84	1,941.31	0.00	0.00	0.00	365,800.00	61,361.68	0.00	41,086.20	625,551.03	1,996,991.12
5800	BIENES INMUEBLES	6,550,000.00	0.00	0.00	0.00	0.00	0.00	0.00	0.00	0.00	0.00	0.00	0.00	0.00	6,550,000.00	0.00
5900	ACTIVOS INTANGIBLES	65,112.00	0.00	0.00	0.00	15,000.00	0.00	50,112.00	0.00	0.00	0.00	0.00	0.00	0.00	65,112.00	0.00
6000	INVERSIÓN PÚBLICA	7,221,324.85	0.00	0.00	159,368.85	92,800.00	171,459.70	170,982.33	1,659,477.36	1,358,029.34	164,412.19	362,169.81	898,867.17	712,673.89	5,750,240.64	1,471,084.21


Indetec  
SACG3616AF


**PODER JUDICIAL DEL ESTADO DE MORELOS**  
**H. TRIBUNAL SUPERIOR DE JUSTICIA**  
Analítico Mensual de Egresos Pagados al 31/dic/13 (Cuentas Acumulativas)  
(Cifras en pesos y centavos)

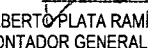
Fecha de Impresión:  
05-Feb-14  
Página: 2

Tipo de Gasto:(Total)

Partida	DESCRIPCION	Presupuesto													Diferencia		
		Modificado (1)	Ene	Feb	Mar	Abr	May	Jun	Jul	Ago	Sep	Oct	Nov	Dic	Total (2)	(1 - 2)	
6100	OBRA PÚBLICA EN BIENES DE DC	4,178,865.46	0.00	0.00	0.00	0.00	0.00	0.00	1,337,677.33	1,039,486.80	0.00	0.00	486,314.76	550,812.00	3,414,290.89	764,574.57	
6200	OBRA PÚBLICA EN BIENES PROPI	3,042,459.39	0.00	0.00	159,368.85	92,800.00	171,459.70	170,982.33	321,800.03	318,542.54	164,412.19	362,169.81	412,552.41	161,861.89	2,335,949.75	706,509.64	
<b>Total=&gt;</b>			544,234,778.68	68,678,605.48	88,099,628.28	075,638.23	341,795.68	858,958.78	024,069.98	989,765.91	324,905.12	684,884.56	408,666.09	3,734,000.33	37,340,851.74	92,575,241.03	51,659,537.66

  
 C.P. MIGUEL AVILEZ MERAZ  
 DIRECTOR GENERAL

  
 C.P. JESUS LOYOLA MARTÍNEZ  
 CONTROL PRESUPUESTAL

  
 C.P. ALBERTO PLATA RAMÍREZ  
 CONTADOR GENERAL