



PODER JUDICIAL DEL ESTADO DE MORELOS
H. TRIBUNAL SUPERIOR DE JUSTICIA
Analítico Mensual de Ingresos Recaudada al 31/dic/13 (Cuentas con Movimiento)
(Cifras en pesos y centavos)

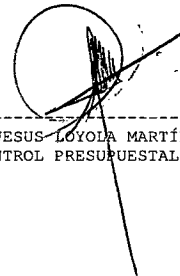
Cuenta	Nombre de la cuenta	Ley de Ingresos Modificada (1)	Ene	Feb	Mar	Abr	May	Jun	Jul	Ago	Sep	Oct	Nov	Dic	Total	Diferencia (1 - 2)
50	PRODUCTOS	3,011,489.90	27,733.50	95,823.44	142,626.07	318,616.14	248,529.35	152,666.86	356,802.10	253,901.58	312,518.79	206,463.48	225,811.43	669,997.16	3,011,489.90	0.00
51	Productos de tipo corriente	3,011,489.90	27,733.50	95,823.44	142,626.07	318,616.14	248,529.35	152,666.86	356,802.10	253,901.58	312,518.79	206,463.48	225,811.43	669,997.16	3,011,489.90	0.00
51-1	Rendimientos Bancarios J.T.	2,425,050.71	3,855.58	62,520.64	96,125.65	226,714.56	210,189.96	126,002.93	305,432.79	219,106.77	256,934.54	169,800.29	186,294.73	562,072.27	2,425,050.71	0.00
51-2	Rendimientos Bancarios J.O.	557,986.32	23,877.92	33,302.80	46,500.42	91,901.58	38,338.39	24,353.65	51,369.31	34,794.81	55,507.59	36,419.01	38,808.26	82,812.58	557,986.32	0.00
51-3	Otros Ingresos	28,025.21	0.00	0.00	0.00	0.00	1.00	2,310.28	0.00	0.00	76.66	244.18	708.44	24,684.65	28,025.21	0.00
51-4	Rendimientos Bancarios SETEC	427.66	0.00	0.00	0.00	0.00	0.00	0.00	0.00	0.00	0.00	0.00	0.00	427.66	427.66	0.00
60	APROVECHAMIENTOS	2,616,372.52	98,177.30	250,626.34	175,911.10	153,397.93	234,276.48	270,755.55	293,396.23	292,010.79	136,039.59	212,555.26	249,528.12	249,697.83	2,616,372.52	0.00
69	Otros Aprovechamientos	2,616,372.52	98,177.30	250,626.34	175,911.10	153,397.93	234,276.48	270,755.55	293,396.23	292,010.79	136,039.59	212,555.26	249,528.12	249,697.83	2,616,372.52	0.00
69-1	Incapacidades	2,582,657.12	87,856.80	250,227.22	173,724.22	153,397.93	234,233.58	270,465.55	288,689.55	291,304.35	127,116.59	209,748.06	249,238.12	246,655.15	2,582,657.12	0.00
69-2	Recuperaciones	33,715.40	10,320.50	399.12	2,186.88	0.00	42.90	290.00	4,706.68	706.44	8,923.00	2,807.20	290.00	3,042.68	33,715.40	0.00
90	TRANSFERENCIAS, ASIGNACIONES, SUB:	522,810,341.43	3,336,245.00	3,336,245.00	3,857,070.00	5,147,086.53	5,586,240.00	4,729,538.37	3,544,575.00	3,544,575.00	3,544,575.00	691,410.00	6,397,740.00	4,476,726.56	524,192,026.48	3,618,314.95
91	Transferencias Internas y Asignaciones a	522,535,000.00	3,336,245.00	3,336,245.00	3,857,070.00	5,147,086.53	5,586,240.00	4,729,538.37	3,544,575.00	3,544,575.00	3,544,575.00	691,410.00	6,397,740.00	4,476,726.56	524,192,026.48	3,618,314.95
91-1	Ingresos contenidos en el presupuesto de	454,059,000.00	7,629,915.00	7,629,915.00	8,150,740.00	10,879,900.00	12,745,087.91	10,879,910.00	8,338,245.00	8,338,245.00	8,338,245.00	8,338,245.00	8,338,245.00	8,338,245.00	454,058,980.00	20.00
91-2	Ingresos contenidos en presupuesto de eg	68,476,000.00	5,706,330.00	5,706,330.00	5,706,330.00	5,706,330.00	5,706,330.00	5,706,330.00	5,706,330.00	5,706,330.00	5,706,330.00	5,706,330.00	5,706,330.00	5,706,330.00	68,476,000.00	0.00
93	Subsidios y Subvenciones	5,275,341.43	0.00	0.00	0.00	1,540,011.55	0.00	1,184,963.37	0.00	0.00	0.00	0.00	0.00	1,785,256.56	4,510,231.48	765,109.95
93-1	SUBSIDIO 2% NOMINA	2,724,974.92	0.00	0.00	0.00	1,540,011.55	0.00	1,184,963.37	0.00	0.00	0.00	0.00	0.00	0.00	2,724,974.92	0.00
93-2	SUBSIDIO SETEC IMPL. REFORM. SIST.	2,550,366.51	0.00	0.00	0.00	0.00	0.00	0.00	0.00	0.00	0.00	0.00	0.00	1,785,256.56	1,785,256.56	765,109.95
Total=>		533,438,203.85	43,462,155.80	3,682,694.78	4,175,607.17	5,619,100.62	4,069,045.83	5,152,960.78	4,194,773.33	4,090,487.37	3,993,133.38	1,110,428.74	6,873,079.55	43,396,421.55	529,819,888.90	3,618,314.95



 C.P. ALBERTO PLATA RAMÍREZ
 CONTADOR GENERAL



 C.P. MIGUEL AVILA MERAZ
 DIRECTOR GENERAL



 C.P. JESUS LOYOLA MARTÍNEZ
 CONTROL PRESUPUESTAL